



Spider



Scroll for
building
instructions



First, build:



4-Motor Walker

...then continue here to complete the Spider 



3



3




3






3














(10 x)














(2 x)




















(2 x)

Repeat for the other side.







7





(12 x)





(14 x)















































3



(6 x)



